

Gas Detection and the Construction Industry



*Bob Henderson
GfG Instrumentation, Inc.*

*1194 Oak Valley Drive, Suite 20, Ann Arbor,
Michigan 48108*

Toll free (USA and Canada): (800) 959-0329

Local: 734-769-0573

Internet: www.gfgsafety.com/us-en

Gas Detection and the Construction Industry

- Webinar goals:
 - Provide overview of gas detection issues and answers for construction industry:
 - Workers
 - Employers
 - Contractors
 - Emergency responders
 - OSHA 1926 Subpart AA, “Confined Spaces in Construction”
 - What questions should you ask and what issues should you consider when considering gas detection instruments?
 - Asking better questions leads to better solutions, and to better results for your company!



Construction Project Gas Detection Questions

- “Construction” is a very broad category!
- Construction managers deal with extremely wide range of atmospheric hazards, monitoring applications and activities.
- Hazards can be generally present or associated with specific activities (like CS entry).
- A unique challenge is that hazards can change from day to day as different teams are engaged in different activities.
- Managers need to anticipate critical requirements ahead of time!



What are your most urgent concerns and problems?

- The more detailed grasp you have of the activities and risks that involve atmospheric hazards, the better.
- Drill down to make sure you understand what is most important.
- Are you currently meeting all requirements?
- Where do you need to make improvements?
- Gas detection issues are not necessarily limited to safety!
 - Toxic exposure limits are getting lower every year!



Construction managers are responsible for many types of safety and hygiene gas detection



- Personal exposure monitoring
- Confined space
- Hot work
- Toxic materials, vapors and gases
- Hazmat and emergency response
- Other activity-based monitoring



What are the general causes of atmospheric hazards at construction sites?

- Where is the construction site?
- What is being constructed?
- What kinds of activities are going on at site?
- What kinds of equipment / materials being used?
- Human factors:
 - Who's in charge?
 - How is communication managed between contractors and teams?
 - How are hazards mitigated / controlled?
 - How are conditions monitored to ensure workers not exposed to hazardous conditions?
- Employer responsibility:
 - General duty clause
 - Each employer shall furnish to each of his employees employment and a place of employment which are free from recognized hazards that are causing or are likely to cause death or serious physical harm to his employees - OSH Act of 1970




What are specific causes of atmospheric hazards at construction sites?

- Pre-existing hazards at site
- Demolition
- Hot work
- Working in or near confined spaces
- Tunneling / underground construction
- Trenching / excavations
- Application or use of solvents, paints, sealants and foam insulation
- Exhaust from diesel and gasoline powered engines and equipment
- Road construction
 - VOCs / asphalt / sealants / paint / CO / NO₂
- Unique hazards associated with specific project




What are some examples of pre-existing hazards?

- On-going or prior activities during plant expansions
 - Refinery / chemical plant / steel mill / foundry / pulp mill / power generation stations
 - Types of gas hazards: H₂S, VOC, SO₂, CO, Cl₂ / NO₂ / combustible gas
- Industrial cleanup / soil remediation
 - Soil contamination / buried waste
 - Types of gas hazards: H₂S, VOC, CO, NH₃, Cl₂, combustible gas
- Landfills
 - Combustible and CO₂ gas pockets
 - O₂ deficiencies
 - Odors
- Marine sediments / swamps
 - H₂S, combustible gas, O₂ deficiencies



What atmospheric hazards are associated with demolition and hot work?

- Hot work
 - Riveting, welding, flame cutting or other fire or spark-producing operation
 - Welding gases and byproducts:
 - CO
 - NO₂
 - SO₂
 - O₃
 - Welding fuels (acetylene / ethylene / propylene)
 - Inert gases (argon)
 - O₂ displacement
- Demolition
 - Residual contents in old vessels / tanks / boilers
 - Release (desorption) of toxic or combustible gas trapped in vessel materials



What atmospheric hazards are associated tunneling and underground construction?



- May fall under MSHA rather than OSHA
 - Monitoring equipment may require additional MSHA certification
 - Hazards include:
 - CO
 - O₂ deficiencies
 - Combustible gas
 - NO₂
 - H₂S
 - VOC gases and vapors



What about heavy equipment and vehicle exhaust hazards?

- Composition of exhaust depends on the type of engine, the type of fuel, available oxygen, and whether the engine is cold or fully warmed up
- Cold engines produce higher emissions of hydrocarbons, nitrogen oxides and carbon monoxide, which diminishes as the engine reaches operating temperature.
 - Diesel engines produce proportionally more CO₂ and NO₂
 - Gasoline engines produce proportionally more CO₂ and CO



What types of construction materials can cause dangerous atmospheric conditions?



- Paints, sealants and coatings used in construction
 - Polymers
 - Paints
 - Resins
 - Sealants
 - Solvents
 - Glue
 - Foam insulation
- Process(es) used to transform or cure materials
 - Chemical reactions
 - Curing / drying
 - May require and consume O_2 during curing
 - Materials may continue to release toxic contaminants over time
 - Example: particle board and formaldehyde



Do confined space rules apply to construction?

- In 1993 OSHA enacted 29 CFR 1910.146 “Permit-Required Confined Spaces”
 - Provisions applied only to general industry work
 - 1910.146 does not apply to industries with their own vertical standards:
 - Agriculture
 - Construction
 - Shipyard employment
- Original intent was to extend 1910.146 to include construction
- However, it was quickly recognized that 1910.146 did not fully address issues unique to the construction industry, such as:
 - Higher employee turnover rates
 - Worksites that change frequently
 - Multi-employer business model

29 CFR 1926 Subpart AA: Confined Spaces in Construction

- Until recently, this left a gap in construction related CS procedures
- As of 2015, Construction finally has its own standard: 29 CFR 1926 Subpart AA “Confined Spaces in Construction”



Does the Construction CS rule differ with the General Industry CS rule?

- The Construction CS rule is similar in content and organization to the general industry CS standard, but includes additional provisions that address construction-specific hazards
- Includes a permit program designed to protect employees from atmospheric and physical hazards associated with work in construction confined spaces



General Requirements

- Options for entry into Permit Required Confined Space (PRCS)
 - Reclassification
 - Alternate entry procedures
 - Permit program

CONFINED SPACE ENTRY PERMIT

All copies of permit will remain at job site until project is completed. Permit is good for one shift only.

LOCATION AND DESCRIPTION OF CONFINED SPACE: Process Hall / 300 Mixer

PURPOSE OF ENTRY: Clean Tank Date: 1-14-98
 DEPARTMENT: SWOG Time: 12:15
 PERSON IN CHARGE OF WORK: Jim Mayberry

AUTHORIZED ENTRANTS	TIME IN	TIME OUT
<u>Jim Mayberry</u>	<u>145</u>	<u>3:20</u>
<u>Jeff Berry</u>	<u>145</u>	<u>3:20</u>
<u>Penny Green</u>	<u>145</u>	<u>3:20</u>

If number of entrants exceed available signs-in space, the RWP sign-in form shall be used to track entrants in and out of the space.

SPECIAL REQUIREMENTS	YES	NO	Special Requirements (cont.)	YES	NO
Lockout/Tagout	<input checked="" type="checkbox"/>	<input type="checkbox"/>	Escape Harness Lifeline	<input type="checkbox"/>	<input checked="" type="checkbox"/>
Lines Broken-Capped or Blanked	<input checked="" type="checkbox"/>	<input type="checkbox"/>	Emergency Escape Exit	<input type="checkbox"/>	<input checked="" type="checkbox"/>
Purge, Flush and Vent	<input checked="" type="checkbox"/>	<input type="checkbox"/>	Fire Extinguisher	<input checked="" type="checkbox"/>	<input type="checkbox"/>
Ventilation	<input checked="" type="checkbox"/>	<input type="checkbox"/>	Protective Clothing	<input type="checkbox"/>	<input checked="" type="checkbox"/>
Secure Area	<input checked="" type="checkbox"/>	<input type="checkbox"/>	Hot Work	<input type="checkbox"/>	<input checked="" type="checkbox"/>
Communications Describe: <u>N/A</u>	<input checked="" type="checkbox"/>	<input type="checkbox"/>	Respirator Type: <u>Dust Mask</u>	<input checked="" type="checkbox"/>	<input type="checkbox"/>

ATMOSPHERIC TESTING <small>(Valid for one 8-hour turn only)</small>	P.E.L. <small>(Permissible Exposure Limit)</small>	Yes		No		Test Results	
		Yes	No	Yes	No	12:15	1:00
% of Oxygen	below 19.5% or above 23%	<input type="checkbox"/>	<input type="checkbox"/>	<input type="checkbox"/>	<input type="checkbox"/>		
% of L.E.L.	Any % over 10	<input type="checkbox"/>	<input checked="" type="checkbox"/>	<input type="checkbox"/>	<input type="checkbox"/>		
Carbon Monoxide	Above 35 ppm	<input type="checkbox"/>	<input checked="" type="checkbox"/>	<input type="checkbox"/>	<input type="checkbox"/>		

Name of Tester: Jim Mayberry
Note: Conditions must be tested and recorded before beginning job.

INSTRUMENTS USED	NAME	TYPE	IDENT. NO.
<u>Mini Guard III</u>		<u>air sampler</u>	

ATTENDANTS	SIGNATURE
<u>Jeff Berry</u>	<u>Jeff Berry</u>
<u>Penny Green</u>	<u>Penny Green</u>

EMERGENCY RESPONSE NOTIFICATION NUMBERS: SAFETY 1388-1382-1384
 AMBULANCE: 911 FIRE: 911 RESCUE: 911

ENTRY SUPERVISOR AUTHORIZATION: Jim Mayberry DATE: 1-14-98

Confined Space Entry Program
 Note: Atmospheric hazards only

Alternate Entry Certification

Location of space: Chemical Tank
 Date and time of entry: 10/26/2005

Substance: _____ Readings: _____ Acceptable Limits: _____ Readings OK? _____

Less than 5% LEL
 Less than 25 ppm
 Less than 5 ppm
 Less than 1/2 PEL

Yes No
 Yes No
 Yes No
 Yes No

space to be entered contains hazards and those hazards are being forced air ventilation entry until all employees have _____

Date: 10/26/2005 Time: 3:55pm

Temporary Reclassification
 (From PRCS To Non-PRCS Certification)

Location of Confined Space: Mixer in High Bay Area

Date & time space is reclassified as a non-PRCS: 4:05pm

_____ with this requirement may be eliminated. Be detailed such as: mechanical hazards, isolation of hazards, etc.

_____ and no hazardous atmosphere

_____ have been eliminated.
 Date: 8/12/2005 Time: 4:05pm

Under 1910.146, after construction, these are normally non-permit confined spaces

- Large enough for worker to enter
- Are not designed for continuous worker occupancy
- Limited openings for entry and exit
- However, there are no other serious safety hazards




Under 1926 Subpart AA, during construction, these can easily be permit confined spaces!

- It depends on what is being done at that moment in the construction process
- For example:
 - Sealant is being applied in the crawl space, the atmosphere may be hazardous due to toxic vapors
 - O₂ catalyzed sealants and freshly poured concrete absorb oxygen while curing, which can lead to O₂ deficiency



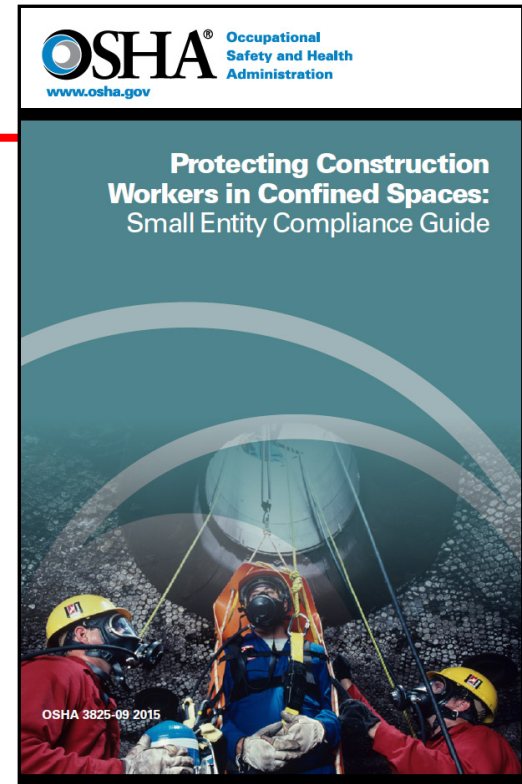
Types of confined spaces covered by 1926 Subpart AA

- 29 CFR 1926 includes a lengthy list of confined spaces that are covered by the newer rule
- The list includes many types of spaces that are not usually deemed to be permit confined spaces under the general industry rule (29 CFR 1946)



Have you made a complete survey of the permit confined spaces at the site?

- Boilers
- Manholes (sewer, storm drain, electrical, communication, utility, etc.)
- Precast concrete manhole units
- Tanks (fuel, chemical, water, other liquid, solid or gas)
- Incinerators
- Concrete pier columns
- Sewers and storm drains
- Transformer vaults
- Heating, ventilation, and air-conditioning (HVAC) ducts
- Cesspools
- Mixers/reactors
- Bag houses
- Turbines
- Silos
- Chillers



<https://www.osha.gov/Publications/OSHA3825.pdf>



Are confined spaces always fully enclosed?

- Open-topped water tanks
- Digesters and lift stations
- Bins
- Degreasers
- Pits (elevator, escalator, pump, valve, etc.)

<https://www.osha.gov/Publications/OSHA3788.pdf>



OSHA FactSheet

Confined Spaces in Construction: Pits

Confined spaces can present conditions that are immediately dangerous to workers if not properly identified, evaluated, tested, and controlled. This fact sheet highlights many of the confined space hazards associated with pits and how employers can protect their workers in these environments.

OSHA has developed a new construction standard for Confined Spaces (29 CFR 1926 Subpart AA)—any space that meets the following three criteria:

- Is large enough for a worker to enter it;
- Has limited means of entry or exit; and
- Is not designed for continuous occupancy.

A space may also be a **permit-required confined space** if it has a hazardous atmosphere, the potential for engulfment or suffocation, a layout that might trap a worker through converging walls or a sloped floor, or any other serious safety or health hazard.

Fatal Incidents

Confined space hazards in pits have led to worker deaths. Several tragic incidents included:

- Two workers suffocated while attempting to close gate valves in a valve pit.
- A worker lost consciousness, fell, and was killed while climbing down a ladder into an unventilated underground valve vault to turn on water valves.
- While replacing a steam-operated vertical pump, an equipment repair technician died from burns and suffocation after falling into an industrial waste pit.

Training

The new Confined Spaces standard requires employers to ensure that their workers know about the existence, location, and dangers posed by each permit-required confined space, and that they may not enter such spaces without authorization.

Employers must train workers involved in permit-required confined space operations so that they can perform their duties safely and understand

the hazards in permit spaces and the methods used to isolate, control or protect workers from these hazards. Workers not authorized to perform entry rescues must be trained on the dangers of attempting such rescues.

Safe Entry Requirements

The new Confined Spaces standard includes several requirements for safe entry.

Preparation: Before workers can enter a confined space, employers must provide pre-entry planning. This includes:

- Having a competent person evaluate the work site for the presence of confined spaces, including permit-required confined spaces.
- Once the space is classified as a permit-required confined space, identifying the means of entry and exit, proper ventilation methods, and elimination or control of all potential hazards in the space.
- Ensuring that the air in a confined space is tested, before workers enter, for oxygen levels, flammable and toxic substances, and stratified atmospheres.
- If a permit is required for the space, removing or controlling hazards in the space and determining rescue procedures and necessary equipment.
- If the air in a space is not safe for workers, ventilating or using whatever controls or protections are necessary so that employees can safely work in the space.

Ongoing practices: After pre-entry planning, employers must ensure that the space is monitored for hazards, especially atmospheric hazards. Effective communication is important because there can be multiple contractors operating on a site, each with its own workers

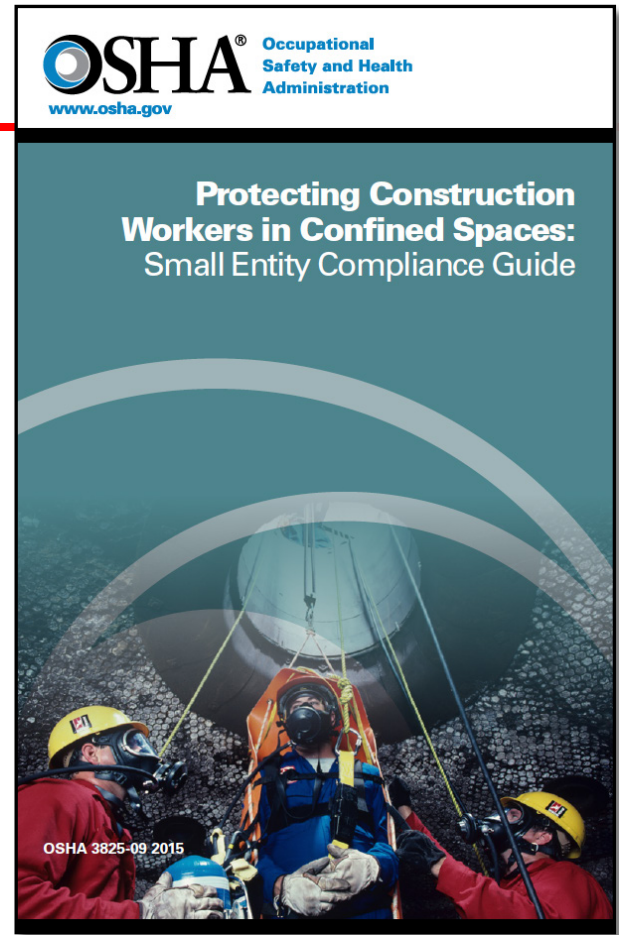
Does the construction CS rule apply to crawl spaces and attics?

- Even if the space is not a PRCS after construction, it may represent a dangerous permit space at certain stages during construction
 - The rule includes residential as well as commercial and industrial construction
- Confined space hazards in crawl spaces and attics have led to worker deaths:
 - Two workers died while applying primer to floor joists in a crawl space. They were burned when an incandescent work lamp ignited vapors from the primer.
 - A flash fire killed a worker who was spraying foam insulation in an enclosed attic. The fire was caused by poor ventilation.



What are the General Requirements?

- Employers Must:
 - Establish procedures and practices to allow safe entry (Permit system)
 - Train employees / verify workers are competent
 - Certification as “competent worker”
 - Only workers who have been assigned and trained to work in a permit space may do so.
 - Ensure required equipment is available and used
 - Control hazards where possible through engineering or work practices



<https://www.osha.gov/Publications/OSHA3825.pdf>

What are the General Requirements?

- Employers Must:
 - Protect entrants from external hazards
 - Enforce established procedures
 - Ensure procedures and equipment necessary for rescue
 - Calling 911 after the accident occurs is not a plan!

<https://www.osha.gov/Publications/OSHA3849.pdf>

OSHA® FactSheet

Is 911 your Confined Space Rescue Plan?

Permit-required confined spaces can present conditions that are immediately dangerous to workers' lives or health if not properly identified, evaluated, tested and controlled.

OSHA has developed a standard for Confined Spaces in Construction (29 CFR 1926 Subpart AA) for any space that meets all of the following criteria:

- Is large enough for a worker to enter;
- Has limited means of entry or exit; and
- Is not designed for continuous occupancy.

One provision of the standard requires employers to develop and implement procedures for summoning rescue or emergency services in permit-required confined spaces. An employer who relies on local emergency services for assistance is required to meet the requirements of §1926.1211 — *Rescue and emergency services*.

OSHA recognizes that not all rescue services or emergency responders are trained and equipped to conduct confined space rescues. When employers identify an off-site rescue service, it is critical that the rescuers can protect their employees. The emergency services should be familiar with the exact site location, types of permit-required confined spaces and the necessary rescue equipment.

For Employers

Calling emergency responders to provide rescue services can be a suitable way of providing for rescues in a permit-required confined space. Pre-planning will ensure that the emergency service is capable, available and prepared.

Prior to the start of the rescue work operation, employers must evaluate prospective emergency responders and select one that has:

- Adequate equipment for rescues, such as: atmospheric monitors, fall protection, extraction equipment, and self-contained breathing apparatus (SCBA) for the particular permit-required confined spaces.




Emergency service workers perform a practice rescue inside a manhole.


- The ability to respond and conduct a rescue in a timely manner based on the site conditions and is capable of conducting a rescue if faced with potential hazards specific to the space. Such hazards may include:
 - Atmospheric hazards (e.g., flammable vapors, low oxygen)
 - Electrocutation (e.g., unprotected, energized wires)
 - Flooding or engulfment potential
 - Poor lighting
 - Fall hazards
 - Chemical hazards
 - Agreed to notify the employer in the event that the rescue team becomes unavailable.
- Employers must also:
- Inform the emergency responders of potential hazards when they are called to perform a rescue at the worksite; and



What are the requirements for rescue plans and procedures?



- Self rescue: Entry procedures should aim at getting workers out under their own power BEFORE conditions become life threatening
- Non-entry rescue: Second best approach is to use procedures that allow rescue without having to enter the space
- Rescuer entry: Least desirable, highest risk, most equipment and personnel intensive approach



1926.1203(e)(2): Requires calibrated direct reading instrument

- Perform “bump test” or “calibration check” before each day’s use
- Calibrate and maintain instrument per manufacturer requirements
- Maintain records that prove these requirements are being met
- GfG Application Note 1007: Calibration and Bump Test Requirements

AP 1007: Calibration and Bump Test Requirements for Direct Reading Portable Gas Monitors

Manufacturers and regulatory agencies agree the safest and most conservative approach is to perform a functional test by exposing your gas detector to test gas before each day’s use.

Oxygen deficiencies, explosive atmospheres, and exposure to toxic gases and vapors injure hundreds of workers every year. The atmospheric conditions that lead to these accidents and fatalities are usually invisible to the workers who are involved. The only way to ensure atmospheric conditions are safe is to use an atmospheric monitor. The only way to know whether an instrument is capable of proper performance is to expose it to test gas. Exposing the instrument to known concentration test gas verifies that gas is properly able to reach and be detected by the sensors. It verifies the proper performance of the instrument’s alarms, and (if the instrument is equipped with a real-time display), that the readings are accurate. Failure to periodically test and document the performance of your atmospheric monitors can leave you open to regulatory citations or fines, as well as increased liability exposure in the event that a worker is injured in an accident.

There has never been a consensus among manufacturers regarding how frequently direct reading portable gas detectors need to be calibrated. However, manufacturers do agree that the safest and most conservative approach is to verify the performance of the instrument by exposing it to test gas before each day’s use. Performing a functional “bump test” is very simple and takes only a few seconds to accomplish. It is not necessary to make a calibration adjustment unless the readings are found to be inaccurate. The regulatory standards that govern confined space entry and other activities that include the use of direct reading instruments are in agreement with this approach.

However, the definition of “bump test” has always been a little slippery. Some manufacturers differentiate between a “bump test” that provides a qualitative evaluation of the instrument’s ability to detect gas and a “calibration check” that verifies that the response of the sensor(s) when exposed to known concentration test gas are within the manufacturer’s requirements for accuracy. All manufacturers agree that instruments that fail either a “bump test” or “calibration check” should be put through a “full calibration” before further use.

ISEA Statement on Validation of Operation for Direct Reading Portable Gas Monitors

The International Safety Equipment Association (ISEA) is the leading international organization of manufacturers of safety equipment, including environmental monitoring instruments. The ISEA is dedicated to protecting the health and safety of workers through the development of workplace standards and the education of users on safe work practices and exposure prevention. In 2010 the ISEA updated their protocol for, “*Validation Procedures of Operation For Direct Reading Portable Gas Monitors*” to clarify the Association’s recommendations for the procedures used to verify proper operation, and the accuracy of the readings.

The protocol was designed to reemphasize to OSHA and other standards writing bodies the importance of verifying the calibration of instruments used to monitor the atmosphere in potentially hazardous locations, to clarify the differences



Figure 1: Performing a functional “bump test” by exposing the instrument to test gas takes only a few moments perform.

**GfG Instrumentation**
94 Oak Valley Drive, Suite 20, Ann Arbor, Michigan 48106 USA
800-959-0329 • 734-769-0375 • 734-769-1888 Fax
Worldwide Manufacturer of Gas Detection Solutions
www.goodforgas.com



AP1007_8_AUG_14

Docking stations


- Makes performing “Bump check” and “Calibration” easy and automatic
- Verifies readings are accurate
- Verifies audible alarms and LED alarms are properly activated when exposed to gas
- Documents the results



Report Generator DS400 Series - Windows Internet Explorer

C:\Users\lhenderson\Desktop\Report and Certificate Gens_new HTML style\ReptGen_summ...

GIG-Gesellschaft für Geräteb...



GIG Instrumentation

GIG Instrumentation Inc.
1194 Oak Valley Drive
Suite 20
Ann Arbor, Michigan 48108
USA

Direct: 001 (734) 769-0573
Toll-Free: (800) 959-0329
Fax: 001 (734) 769-1888
Email: info@gig-nc.com
Website: www.goodforgas.com

Report Generator Summary for DS400 Series

Date and Time of Test	G400-TYP	G400-SN.	G400-Ver.	G400-USER	Test	Result of Test	DS400-SN_D	DS400-Name_D	Comment
2013-04-02 13:36	G450	13034255	3.44		CAL	PASS	12120202	Henderson	no H2S cal;
2013-04-08 10:50	G450	11111012	3.44	BRENT	CAL	FAIL	12120202	Henderson	
2013-04-08 10:59	G450	12103148	3.44	BOB HENDERSON	CAL	PASS	12120202	Henderson	
2013-04-08 11:14	G450	13034255	3.44		CAL	PASS	12120202	Henderson	
2013-04-08 12:03	G460	10080536	3.44	JEFF RAY	CAL	PASS	12120202	Henderson	no H2 cal; no CH4 cal;
2013-04-08 12:09	G450	12103148	3.44	BOB HENDERSON	BUMP	PASS	12120202	Henderson	
2013-04-08 12:13	G450	13034255	3.44		BUMP	PASS	12120202	Henderson	
2013-04-08 12:23	G460	11040791	3.44	BOB HENDERSON	CAL	PASS	12120202	Henderson	no H2 cal;
2013-04-09 08:09	G450	13034255	3.44		BUMP	PASS	12120202	Henderson	
2013-04-23 09:42	G450	13034255	3.44		BUMP	PASS	12120202	Henderson	
2013-04-23 09:50	G450	12108081	3.44		BUMP	PASS	12120202	Henderson	
2013-04-23 12:51	G450	12103148	3.44	BOB HENDERSON	BUMP	PASS	12120202	Henderson	
2013-04-23 12:56	G450	12103148	3.44	BOB HENDERSON	CAL	PASS	12120202	Henderson	
2013-04-23 15:09	G450	12108081	3.44	TIM	BUMP	FAIL	12120202	Henderson	
2013-04-24 07:17	G450	12108081	3.44	TIM	BUMP	FAIL	12120202	Henderson	
2013-04-24 07:18	G450	12108081	3.44	TIM	CAL	PASS	12120202	Henderson	
2013-04-24 07:31	G450	11100613	3.44		BUMP	FAIL	12120202	Henderson	
2013-04-24 07:32	G450	11100613	3.44		BUMP	PASS	12120202	Henderson	

Start | 8:40 AM

Monitor and ventilate continuously

- Before entry it is mandatory to determine that the CS atmosphere is safe!
- Many accidents result from changes in the CS atmosphere which occur after the entry is initiated
- Monitoring determines the air is safe, ventilation keeps it that way
- The only way to pick up changes before they become life threatening is to monitor continuously!



What are the most common CS atmospheric hazards?

- Oxygen deficiency
- Oxygen enrichment
- Presence of toxic gases
- Presence of combustible gases
- Typically use a 4 gas or 5 gas detector with:
 - LEL
 - O₂
 - CO
 - H₂S
 - PID



Why use photoionization detector equipped instruments?

- For most VOCs, long before you reach a concentration sufficient to register on a combustible gas indicator, you will have easily exceeded the toxic exposure limits for the contaminant
- PID equipped instruments are generally the best choice for measurement of VOCs at exposure limit concentrations
- Whatever type of instrument is used to measure these hazards, it is essential that the equipment is used properly, and the results are correctly interpreted



There are many new developments in gas detection!

- New products
- New sensors
- Wireless communication
- Integrated fixed and portable networks
- Third party support through call centers
 - Emergency response
 - Record keeping and notifications
 - Internet based maintenance programs



What brand(s) and model(s) of gas detection equipment do you currently use?

- Before making a change or investigating new products, make sure you understand your current products and requirements
 - If you are not sure, make sure to find out the brands and models currently in service.
 - Make sure you understand the capabilities; the strong points as well as the weak points, of the products you are currently using.
- Ask the manufacturers or distributors of the products you work with (or are interested in) for help.
 - Download specifications and comparison charts if the manufacturer has them.
 - Discuss ways the manufacturer and distributor can help meeting your needs with regards to product, capabilities or support.



How well is your current equipment performing?

- This is a critical starting point in the conversation.
 - Are you generally happy?
 - Are you experiencing problems?
 - How old is your current equipment?
 - What features have you heard about that you are interested in?
 - What brand(s) and model(s) of gas detectors are you considering?
 - What are the alternatives?
- Distributors are a great source for product information!
- When in doubt, or with regards to advanced technical questions, ask the manufacturer!



Avoid being overly focused on price!

- Eventually, the decision of whether to proceed involves price and affordability.
- However, there is a difference between the initial purchase price and the true cost of ownership.
 - The questioning process is designed to uncover your needs, and what would provide the optimal solution.
 - Once you fully identify the problems and how the new product is going to help, it's easier to understand the costs.
 - Once you have clarified the tradeoff between benefits and costs is when to widen or restrict choices as a function of price.

GfG Instrumentation
Worldwide Manufacturer of Gas Detection Technology

2022 Price Catalog
Portable Gas Detection and
Respiratory Airline Monitors



goodforgas.com | 800.959.0329

smart
GasDetection
Technologies **GfG**

Identify “cost of ownership” issues

- Are you spending a fortune keeping your current equipment in service?
- Are you being charged a monthly fee for reports and factory support?
- Do you trust your gas detectors?
- Do you have many sensor failures?
 - If so, what kinds of sensors are failing?
- Do you have battery problems?
 - Do the instruments run long enough on a single charge or set of batteries?
- How often do you test and calibrate your instruments?
 - Do you do it yourself or use a service?
- Are there any special conditions or contaminants that are causing problems?
- Do you feel you are currently getting a good deal?



Do you have plans to update, expand, replace or change the equipment you are currently using?

- If you have relationships with gas detection manufacturers and distributors you trust, get them involved!
 - Distributors generally have more than one manufacturer option.
 - Gas detection manufacturers are happy to discuss issues directly with end-user customers.
 - The Internet and social media are terrific tools for finding out what's new, and what customers have to say.
 - You have multiple sources of information!
- Gas detection decisions are often made by a group of individuals who have different roles in the decision process, including process or facilities management, safety, hygiene, purchasing, and (often) union representatives.
 - Make sure you don't leave anyone out!
 - The same issue often looks considerably different to a manager with different responsibilities.

Who is currently looking after your instruments?

- Do you do it yourself, use a third-party service, or work directly with the factory?
- If you like the instruments you are currently using, and want to keep them in service, you might want to talk about maintenance agreements or refurbishment programs.
- Ask your local distributor whether they offer calibration or repair services.
- Ask your current manufacturer whether they have factory maintenance programs, or a loaner or replacement instrument policy.
- You should expect excellent after the sale support!



In terms of units sold, personal protection is still the largest gas detection segment

- For personal protection instruments do you mostly use:
 - Single gas H₂S?
 - 4 gas meters?
 - Other single gas meters?
- Some of the other most commonly used personal single gas instruments include:
 - NO₂
 - SO₂
 - Ozone
 - NH₃
 - As well as many others!



Introducing the G222E

- Sturdy and compact dual gas detector for monitoring toxic gases, H₂ and O₂
 - One or two sensors
 - Widest range of toxic sensors
 - Easy to change alkaline battery provides up to 9 months of 10 hours per day use
 - Full 5-year warranty on O₂, and 3-year on CO and H₂S sensors
 - Event / Datalogging standard
 - Programmable ceiling, STEL & TWA alarms
 - AutoCal® automatic manual calibration or use DS400 Docking Station!



Support materials posted on www.gfgsafety.com/us-en include:

- Data sheet
- Manual
- Operation Guide
- Excellent marketing video:

<https://youtu.be/GWFBk19WAJA>



Highly configurable, Smart-sensor design

- Notable two gas combinations:
 - O₂ / CO
 - O₂ / H₂S
 - H₂S / SO₂
 - NO / NO₂
 - HCl / Cl₂
 - H₂S / THT
 - H₂S / TBM.....and many more!



Micro 5 G222E

Sturdy and compact
dual gas detector for
toxic gases, H₂ and O₂

www.gfggasdetection.co.uk

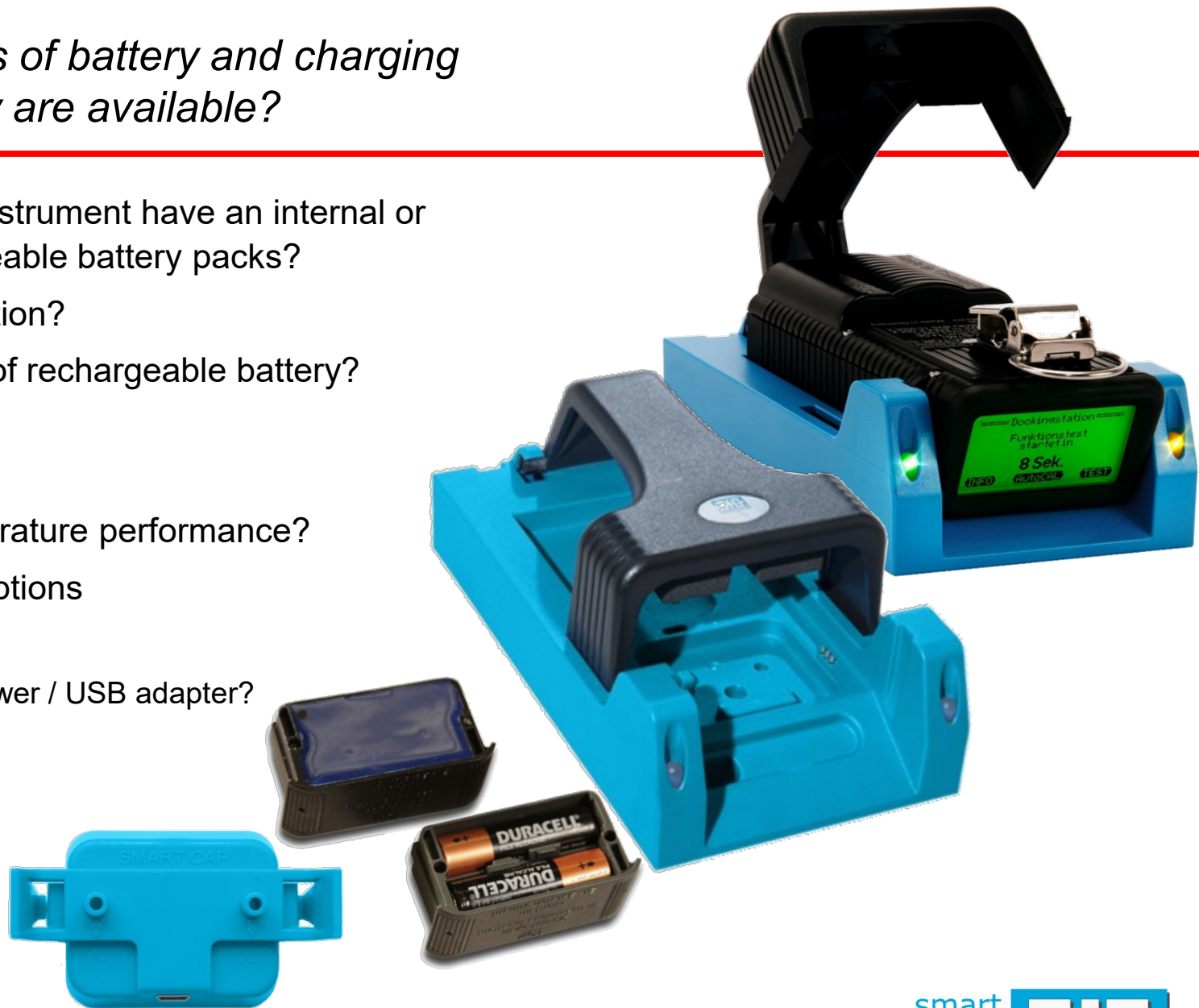
How do you sample the atmosphere from within the confined space?

- What instruments are you considering?
 - Is the instrument a diffusion only design?
 - Does the instrument have an attachable sample pump?
 - Does the instrument have a built-in pump?
 - Does the instrument have the option of switching from diffusion to sampling by means of the built-in pump?



What types of battery and charging technology are available?

- Does the instrument have an internal or interchangeable battery packs?
- Alkaline option?
- What type of rechargeable battery?
 - Li Ion?
 - NiMH?
- Cold temperature performance?
- Charging options
 - Cradle?
 - Wall power / USB adapter?



What about periodic testing and calibration?

- How often do you perform a bump test?
 - Before each day's use?
 - Do you keep bump test kits (with gas) with the instruments?
 - How do you prove your instruments have been bumped?
 - What do you do if you fail a bump test?
- How often do you perform a full calibration?
 - Do you use a docking station for bump tests and calibrations?
 - How do you prove your instruments are properly maintained and calibrated?
 - How do you retain maintenance and calibration records?
- Is your current strategy working?
 - Is it easy?



Are your gas detectors wirelessly enabled (or are you considering this option)?

- Most manufacturers now offer a “wireless” communication option.
 - Each manufacturer has its own strategy, with its own benefits and limitations.
 - Make sure you understand the wireless options and competitive benefits!
- Common communication methods:
 - Blue Tooth
 - Cellular
 - ISM RF
- Do you intend to use wireless communication during CS entry?
 - How do you get the information out of the space?



Have you addressed “third-party” issues?

- Do you intend to use a remote call center service to coordinate emergency response?
- Do you intend to use a third-party rescue service (such as a corporate emergency response team, or the local fire department)?
- How will you coordinate real-time emergency information with all involved parties?



What about after the sale support?

- Satisfaction is a function of ongoing support.
 - Atmospheric monitors and systems are life critical safety equipment.
 - You should expect excellent after the sale support!
- Don't forget to consider:
 - Warranty
 - Sensors
 - Instrument
- Technical support
 - Is your vendor there to provide help?
- Training
 - Videos?
 - In person?
 - Internet resources?



Take advantage of free gas detection needs assessment!

- Finding out ways to improve worker safety
- Recognizing what's needed to for regulatory compliance
- Confidence you know the best solution!



Request a **FREE** gas detection safety assessment from the experts at your local AD – Safety Network Distributor

Find out if your current gas detection program is up to date, safe and compliant

Whatever your application, chances are your Safety Distributor experts have seen it and solved it. They are here to help.

What's in it for you?

- A yours-to-keep listing of recommendations
- Knowing what's needed to keep your workers safe
- Knowing what's needed to ensure compliance
- Confidence you know the best solution
- Special savings on the industry leading gas detectors from GfG Instrumentation

Signup for your no-obligation assessment today!

Register

Brand new, totally awesome, updated GfG website

- GfG Instrumentation website: www.gfgsafety.com/us-en



Products ▼

Industries

Gas know-how ▼

Support ▼

search 🔍

insideGfG ▼



[Polytector III G999C](#)

Personal safety and gas sampling

» More details



Questions?

Thank you!

Bob Henderson

bhenderson@goodforgas.com

For additional information or gas detection help:

Website: <https://www.gfgsafety.com/us-en>

GfG Technical Support:

service@goodforgas.com

USA and Canada: 800-959-0329

Local: 1-734-769-0573

